

Characteristics of Volunteers and their Activities

Italy and the Czech Republic in Comparison

Gabriela Stražilová, Czech Statistical Office (CZSO), Czech Republic

Tania Cappadozzi – Italian National Institute of Statistics (ISTAT), Italy

14th November 2025

In person in Prague (CZ) and online



Gabriela Stražilová

Czech Statistical Office (Czso)

Gabriela is a data analyst in the department of labour market at the Czech Statistical Office. She participates in the processing of data from the labour force survey and its modules. She is also in charge of the volunteering survey. In her work she mainly focuses on the labour market development and its shifts, which she reveals and publishes in quarterly analyses on the Czech statistical office website.

gabriela.strasilova@csu.gov.cz

Who volunteers? IT&CZ in comparison

Characteristics of volunteers: *individual level determinants*

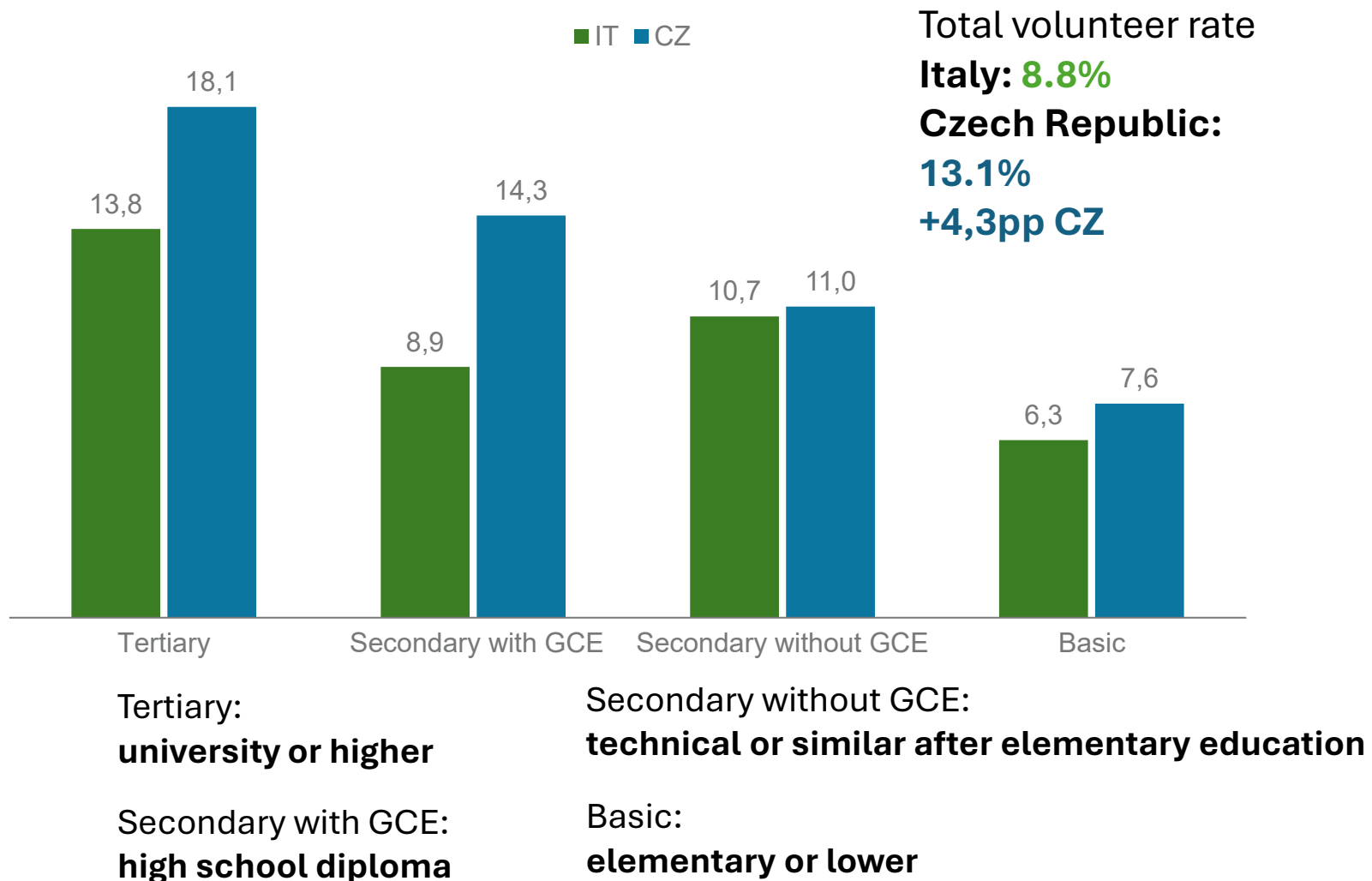
- Volunteers by level of **educational attainment**
- Volunteers by economic activity - **occupation**

Characteristics of the volunteering environment: *ecological determinants*

- Volunteers by degree of urbanisation - **territories**

Total volunteer rates by education

- Among persons with higher education, more people volunteer in Czechia than in Italy.
Tertiary +4,3pp
Secondary GCE +5,4pp
- Among persons with lower education, volunteer rates are quite similar between Czechia and Italy.



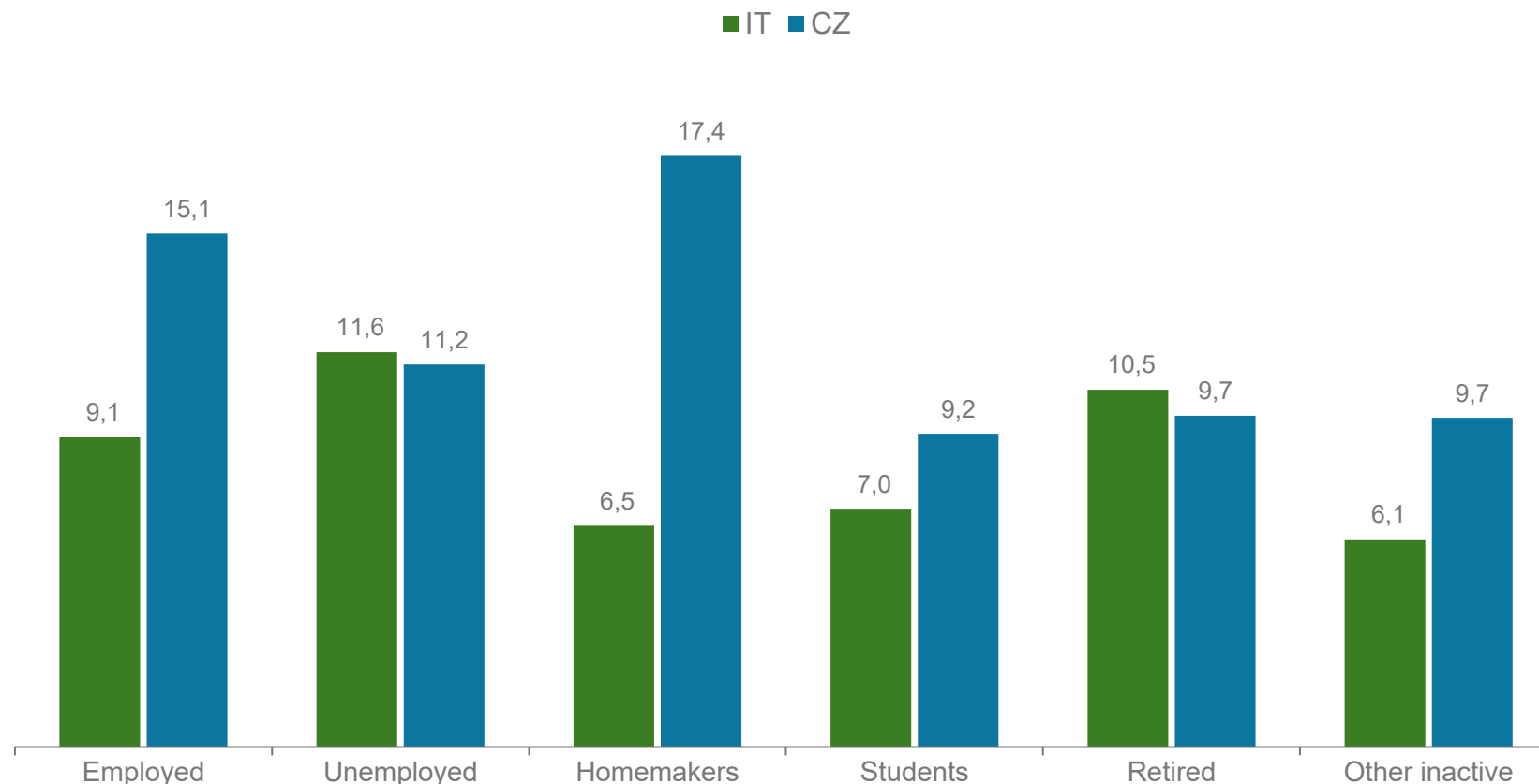
Occupation: Life outside volunteering

- **Homemakers** – all women both in Italy and in Czechia – show a striking difference
+10,9 pp CZ

- **Homemakers**: the highest participation rate in **CZ**

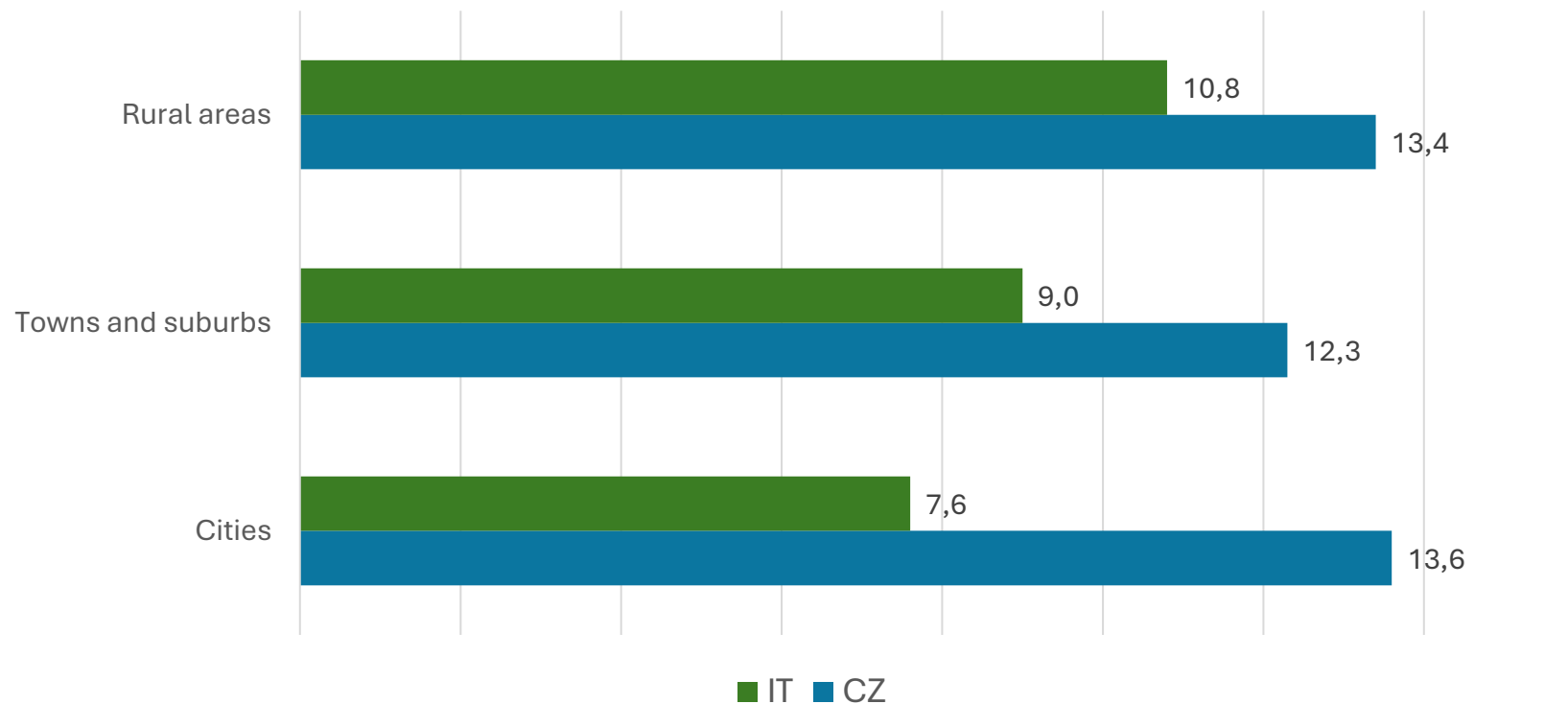
- **Unemployed** and **retired**: similar participation rate in IT&CZ

- **Unemployed** and **retired**: the highest participation rate in **IT**



Volunteer rates by territories

- **CZ:** similar participation rate, only slightly less volunteers in towns and suburbs
- **IT:** participation decreases as the degree of urbanisation increases: rural areas express most volunteers, big cities the least



What volunteers do?

- Volunteers by sector – *field of voluntary activities*
- Voluntary occupations – *activities classified as volunteer work*

Sector: fields of voluntary activity

Similarities:

- **Social care:**
common core

IT (19,1%)

CZ (18,4%)

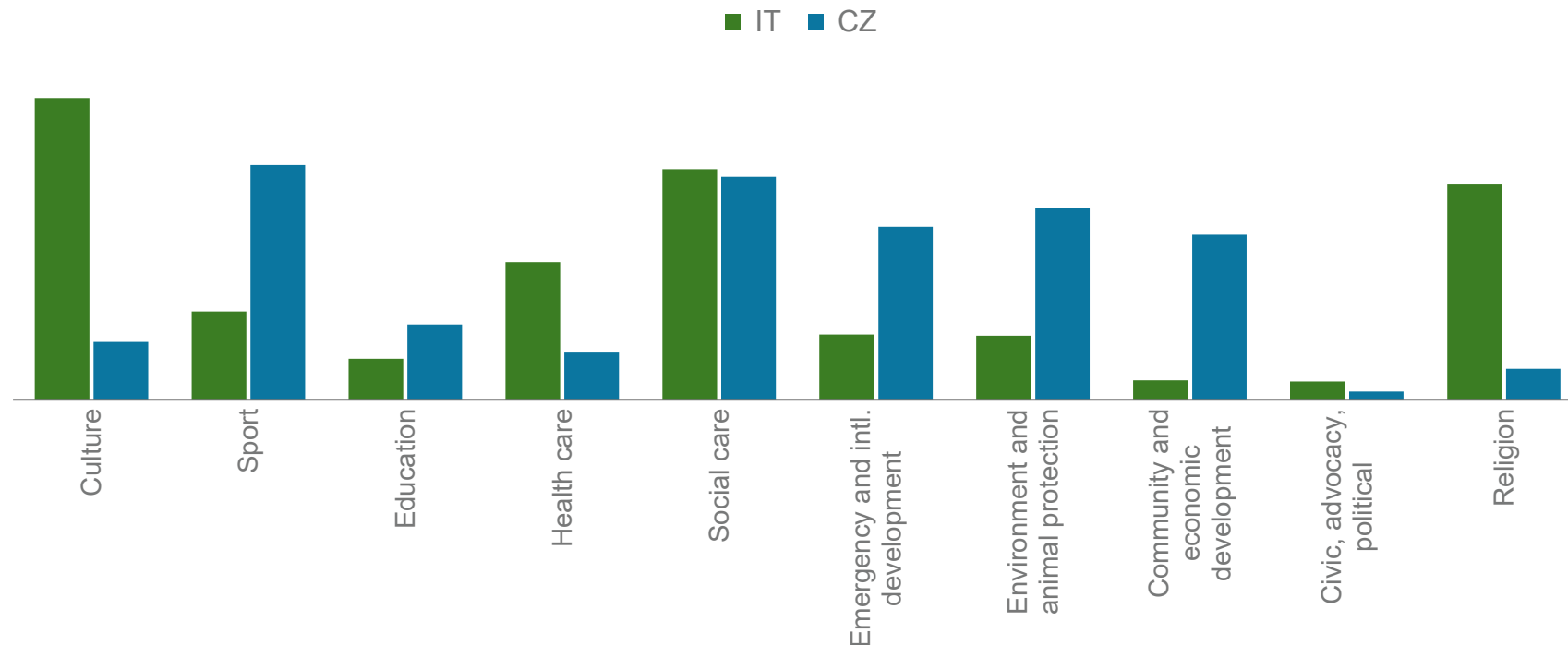
- Expressive
volunteering engages
biggest numbers of
volunteering

IT: Culture

CZ: Sport

Differences:

- **IT:** Religion and
Health
- **CZ:** Environment,
Emergency,
Community
development



- Men prefer expressive volunteering fields: Culture in Italy and Sport in Czechia
- The largest number of women in CZ volunteer in Social care, where very few men are engaged: 1 men for 5 women
- Sectors engaging most women in Italy show more gender balance: Social care (women +6,2 pp) and Religion (+8,6pp)

Voluntary occupations: classification of volunteer work

- ILO definition of «work»: activity that produces goods or provides services - time spent to generate something meaningful, for own use or for others
- Work is not only profession in the formal job market: Voluntary work is one of the forms of unpaid work
- Question to the person: *What did you do? Describe exactly.*
- Statisticians code it in ISCO - International Standard Classification of Occupations: classifies and organizes jobs and occupations based on the tasks, duties and competences they involve.
- Coding can arrive to be extremely detailed (nobody worked on this yet for volunteer work)

Voluntary occupations: classification of volunteer work

| ISCO Group | Typical voluntary activities |
|---|---|
| 1. Managers : legislators, entrepreneurs and senior management | <i>board members; managing a non-profit organization, association, union, etc.</i> |
| 2. Professionals : intellectual, scientific, and highly specialized professions | <i>doctors, veterinarians, lawyers, psychologists, designers, journalists, artists, restorers, translators, etc</i> |
| 3. Technicians : technical professions | <i>teaching, coaching, tutoring; event organizers; nurses; social media managers; etc.</i> |
| 4. Clerical support workers: executive professions in office work | <i>administrative tasks, technical assistance during an event, etc.</i> |
| 5. Service and sales workers: skilled professions in commercial and service activities | <i>assisting children, elderly or sick people; preparing and serving meals, taking care of animals, etc.</i> |
| 6. Craft and related workers | <i>repairing and maintaining bicycles, building or renovating homes, etc.</i> |
| 7. Skilled agricultural , forestry and fishery workers | <i>taking care of public green spaces, planting trees, safeguarding forest animals, etc.</i> |
| 8. Plant and machine operators and assemblers | <i>social and ambulance drivers, firefighters, etc.</i> |
| 9. Elementary occupations: unskilled professions | <i>cleaning, fixing, stocking, etc.</i> |

Voluntary occupations

IT ≈ CZ

- **Similar composition:**

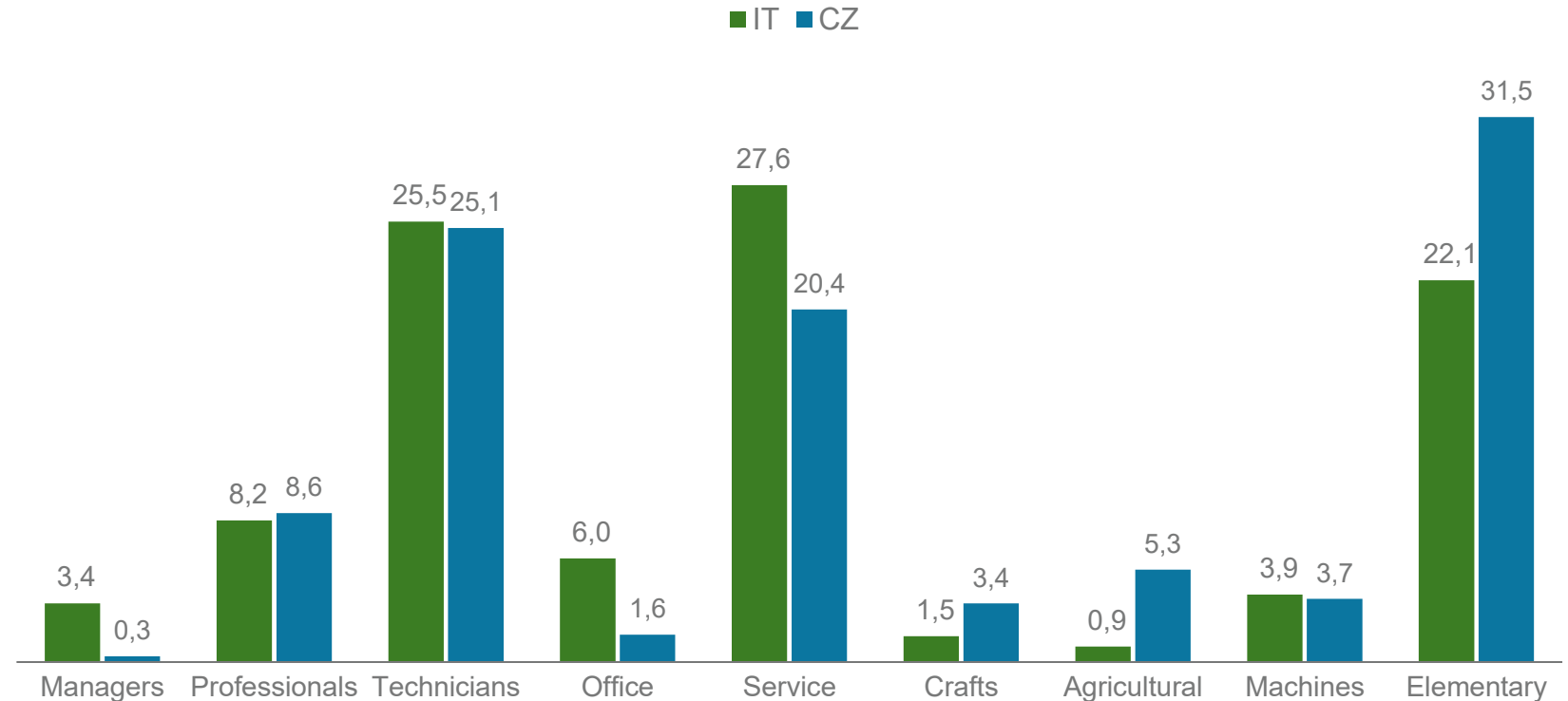
predominance of helping at all scales
of competence – from unskilled
through assistance to highly skilled

- **High skills component is equal**

TECHNICIANS: *teachers, nurses*

PROFESSIONALS: *doctors, lawyers*

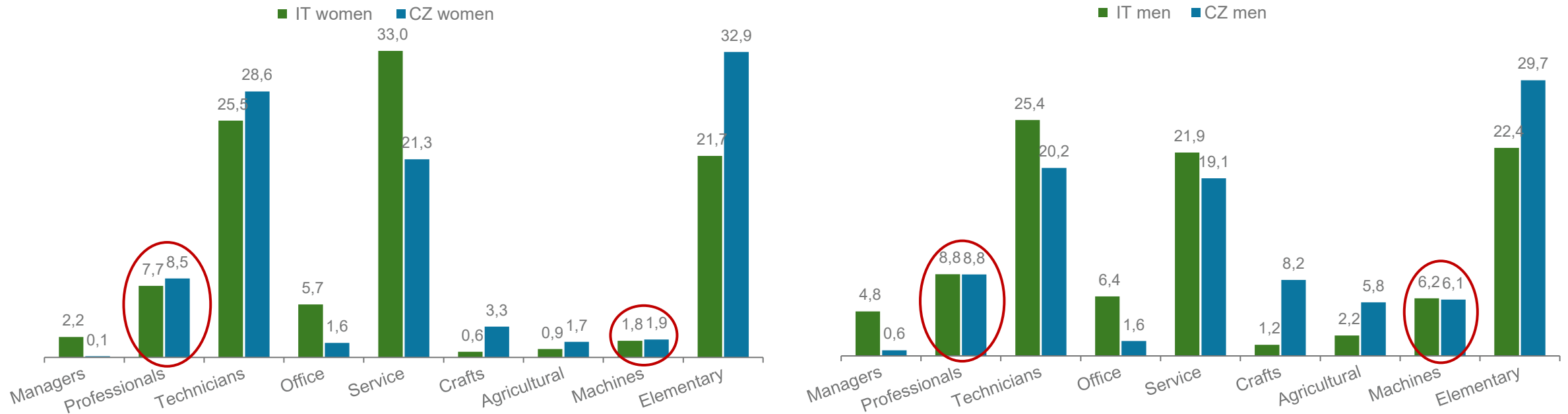
MACHINES: *drivers, firefighters*



- **IT** (61,0% associations) more in:
SERVICE: *assistance*
MANAGERS: *board members*

- **CZ** (48,2% individual) more in:
ELEMENTARY: *cleaning*
AGRICULTURAL: *green spaces*
CRAFTS: *repairing*

Gender-unequal voluntary occupations



- **IT ≈ CZ:** Similar participation rates for both genders in two countries for **highly specialized volunteers**

PROFESSIONALS: *doctors, lawyers*

MACHINES: *drivers, firefighters*

- Men predominate – similar **IT ≈ CZ:** AGRICULTURAL, CRAFTSMEN, MACHINES operators

- Women predominate - different:

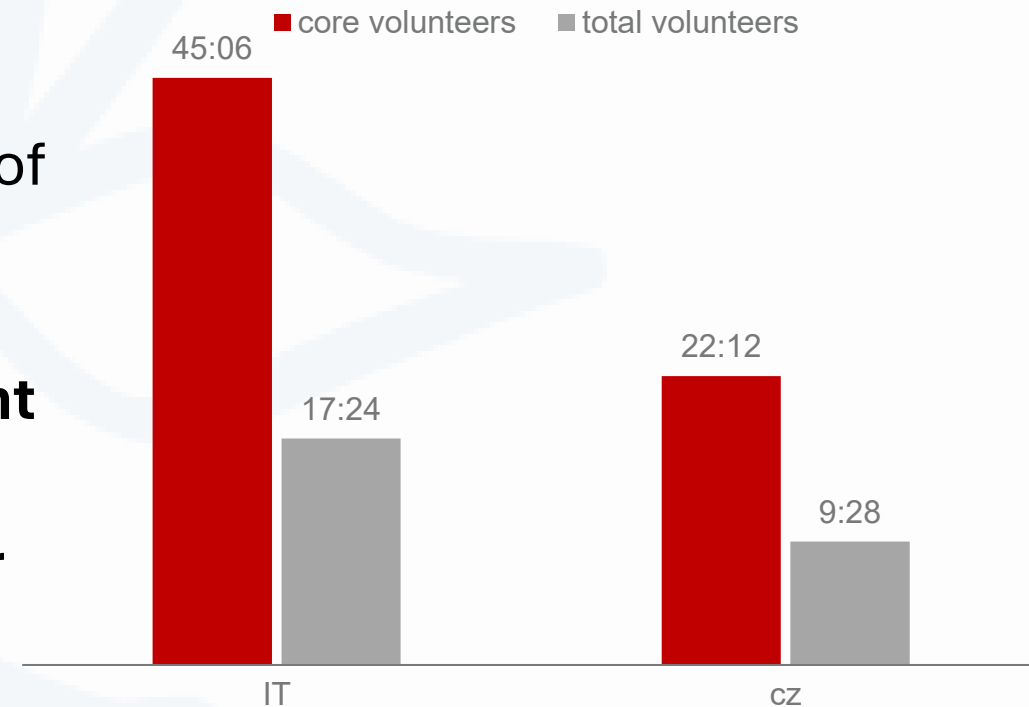
IT: SERVICE: *assisting children, elderly or sick people; preparing and serving meals, taking care of animals, etc.*

CZ: TECHNICIANS: *teachers, nurses* and ELEMENTARY: *cleaning*

Core volunteers

- Core volunteers are those who dedicate **the most time** to voluntary work.
- They are defined as the **top 25%** of volunteers — the **upper quartile** of the distribution by number of hours spent on voluntary activities.
- In other words, they are the **most engaged volunteers**, for whom volunteering is a **significant part of everyday life**.
- They account for a **large share of total volunteer hours** and represent the **backbone** of volunteering.

Average number of hours spent on main activity



Core volunteers: profiles

- **IT ≈ CZ similarities:**
live in villages and scarcely populated areas; are not employed; have at least a university degree; their voluntary engagement is to provide assistance
- **IT ≠ CZ differences:**
gender; age; modality of engagement; sector of activity; number of hours



Men 65-74

Retired

In associations

Culture and
Social

45,1 hours in 4w

Rural areas

Inactive

High education

Services

Women 25-34

Housemakers

Individual
helping

Sport and
Environment

22,2 hours in 4w

Next steps in comparative work

- Study more in detail: analyses on specific topics
 - Enlarge wider: include other countries
- Delve deeper: contextualise with other data sources
- Share and discuss: *time for discussion*

Thank you and let's keep working together on volunteering in Europe

Gabriela Stražilová
Unit for Labour Force Statistics
CZSO - Czech Statistical Office
gabriela.strasilova@csu.gov.cz

*14th November 2025
In person in Prague (CZ) and online*